

## POLITICAL CRITERIA – PILOT AREAS



PUBLIC ADMINISTRATION



FREEDOM OF EXPRESSION



FUNCTIONING OF THE JUDICIARY



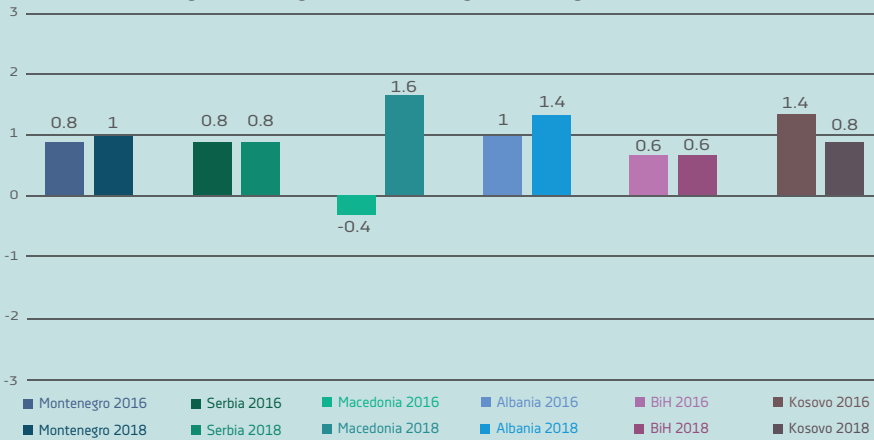
FIGHT AGAINST CORRUPTION



FIGHT AGAINST ORGANIZED CRIME

## POLITICAL CRITERIA – PROGRESS<sup>1</sup>

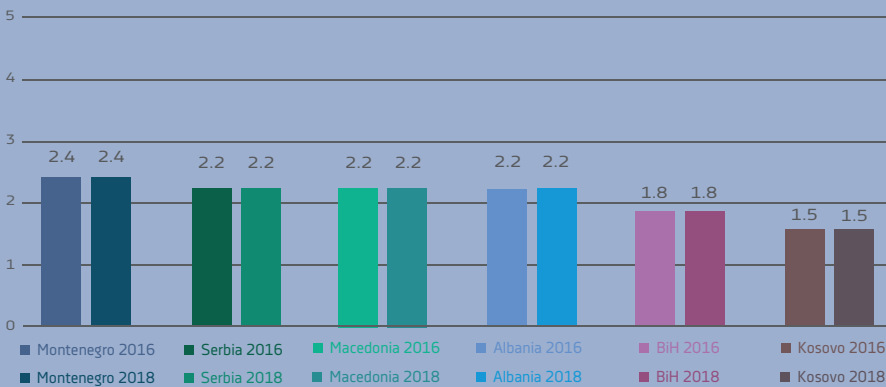
Regional average 2016: 0.7 ; Regional average 2018: 0.76



1 | Progress: Backsliding(-5)-(-1); No progress 0; Some progress 1; Good progress 2; Very good progress 3.

## POLITICAL CRITERIA – PREPAREDNESS

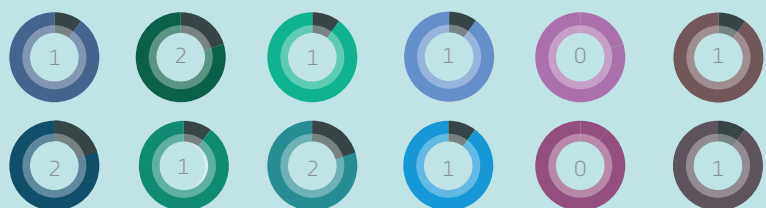
Regional average preparedness 2016: 2.05 ; Regional average preparedness 2018: 2.05



## POLITICAL CRITERIA – PILOT AREAS

### PUBLIC ADMINISTRATION REFORM – PROGRESS

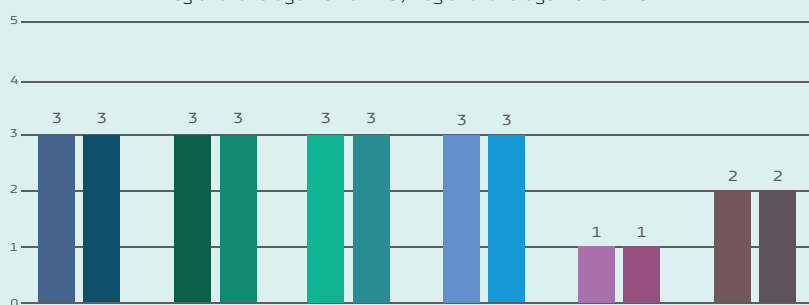
Regional average 2016: 1 ; Regional average 2018: 1.166



Legend: Montenegro 2016, Serbia 2016, Macedonia 2016, Albania 2016, BiH 2016, Kosovo 2016, Montenegro 2018, Serbia 2018, Macedonia 2018, Albania 2018, BiH 2018, Kosovo 2018

### PUBLIC ADMINISTRATION REFORM – PREPAREDNESS

Regional average 2016: 2.5; Regional average 2018: 2.5

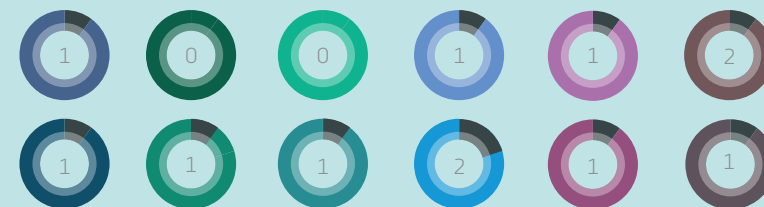


Legend: Montenegro 2016, Serbia 2016, Macedonia 2016, Albania 2016, BiH 2016, Kosovo 2016, Montenegro 2018, Serbia 2018, Macedonia 2018, Albania 2018, BiH 2018, Kosovo 2018

## POLITICAL CRITERIA – PILOT AREAS

### FIGHT AGAINST CORRUPTION – PROGRESS

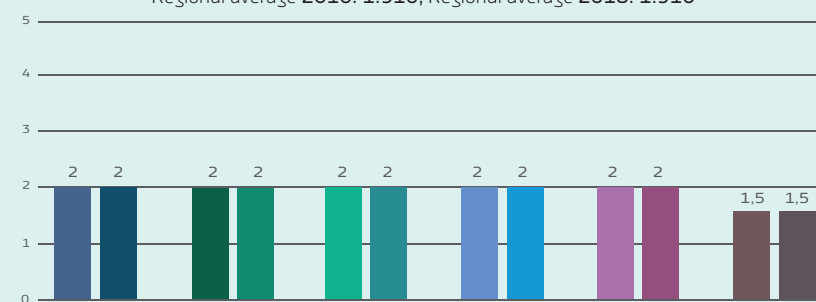
Regional average 2016: 0.833; Regional average 2018: 1.166



Legend: Montenegro 2016, Serbia 2016, Macedonia 2016, Albania 2016, BiH 2016, Kosovo 2016, Montenegro 2018, Serbia 2018, Macedonia 2018, Albania 2018, BiH 2018, Kosovo 2018

### FIGHT AGAINST CORRUPTION – PREPAREDNESS

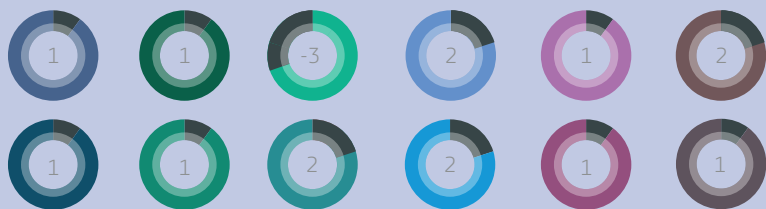
Regional average 2016: 1.916; Regional average 2018: 1.916



Legend: Montenegro 2016, Serbia 2016, Macedonia 2016, Albania 2016, BiH 2016, Kosovo 2016, Montenegro 2018, Serbia 2018, Macedonia 2018, Albania 2018, BiH 2018, Kosovo 2018

## JUDICIARY PROGRESS

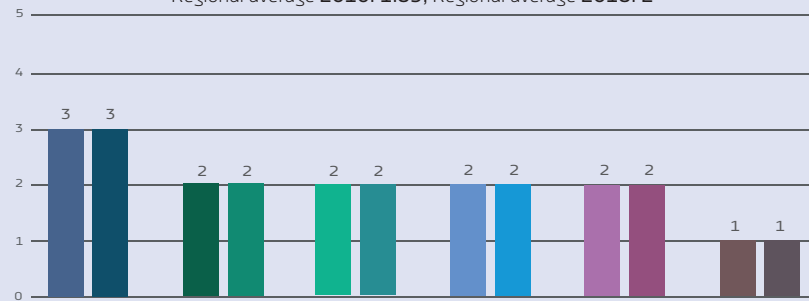
Regional average 2016: 0.6; Regional average 2018: 1.333



Legend: Montenegro 2016, Serbia 2016, Macedonia 2016, Albania 2016, BiH 2016, Kosovo 2016, Montenegro 2018, Serbia 2018, Macedonia 2018, Albania 2018, BiH 2018, Kosovo 2018

### JUDICIARY – PREPAREDNESS

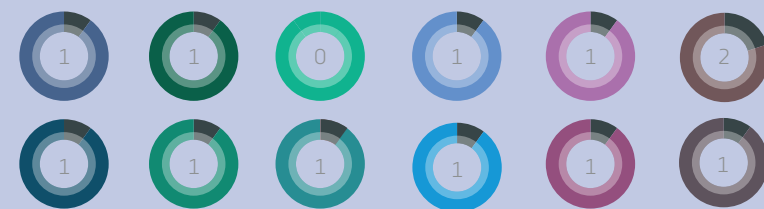
Regional average 2016: 1.83; Regional average 2018: 2



Legend: Montenegro 2016, Serbia 2016, Macedonia 2016, Albania 2016, BiH 2016, Kosovo 2016, Montenegro 2018, Serbia 2018, Macedonia 2018, Albania 2018, BiH 2018, Kosovo 2018

## FIGHT AGAINST ORGANIZED CRIME – PROGRESS

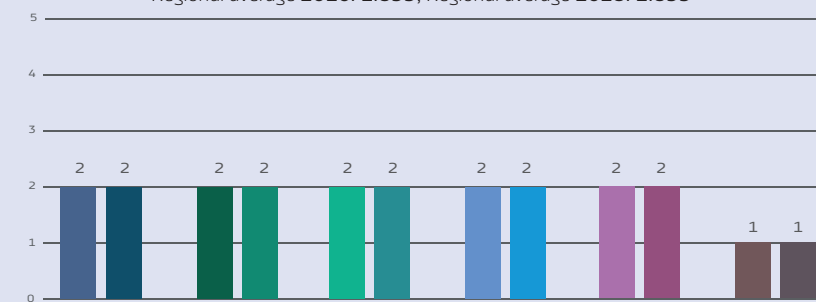
Regional average 2016: 1; Regional average 2018: 1



Legend: Montenegro 2016, Serbia 2016, Macedonia 2016, Albania 2016, BiH 2016, Kosovo 2016, Montenegro 2018, Serbia 2018, Macedonia 2018, Albania 2018, BiH 2018, Kosovo 2018

### FIGHT AGAINST ORGANIZED CRIME – PREPAREDNESS

Regional average 2016: 1.833; Regional average 2018: 1.833



Legend: Montenegro 2016, Serbia 2016, Macedonia 2016, Albania 2016, BiH 2016, Kosovo 2016, Montenegro 2018, Serbia 2018, Macedonia 2018, Albania 2018, BiH 2018, Kosovo 2018

# WHO SCORED BEST ON THE EC REPORTS?

## ECONOMIC CRITERIA ACROSS WB



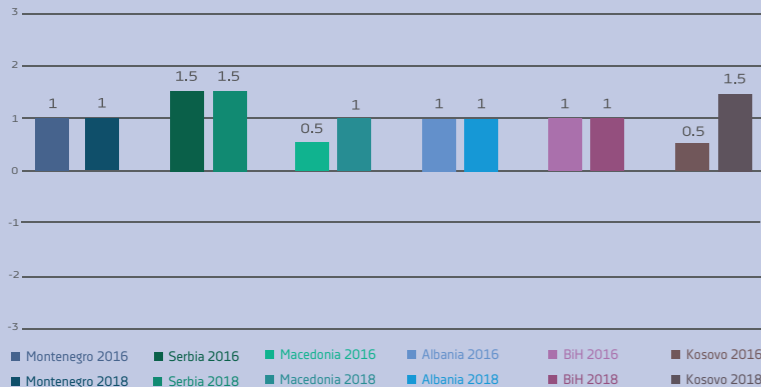
### EXISTENCE OF A FUNCTIONING MARKET ECONOMY



### CAPACITY TO COPE WITH COMPETITIVE PRESSURE AND MARKET FORCES

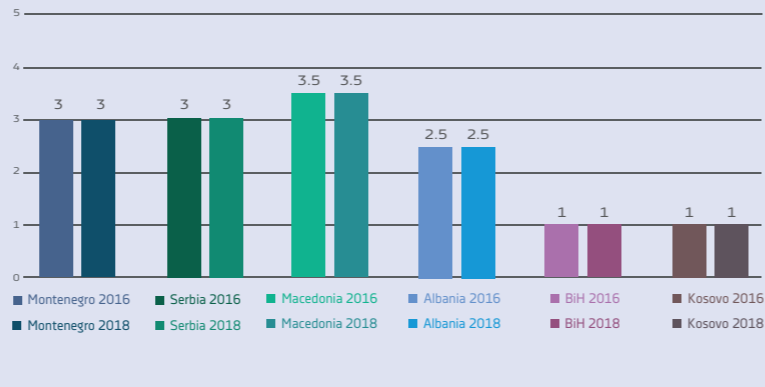
### ECONOMIC CRITERIA – PROGRESS

Regional average 2016: 0.916; Regional average 2018: 1.166



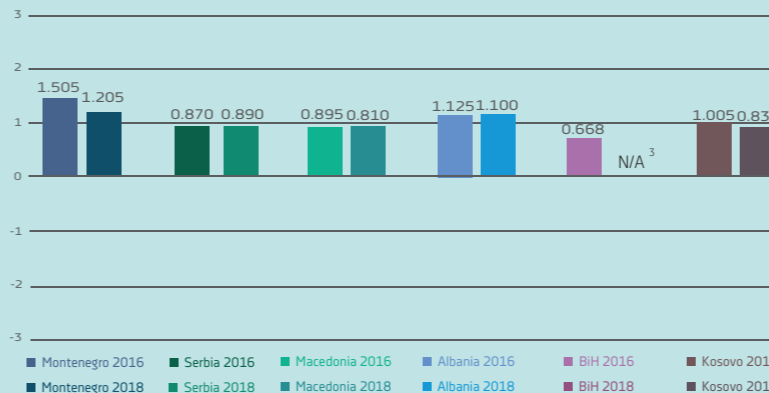
### ECONOMIC CRITERIA – PREPAREDNESS

Regional average 2016: 2.333; Regional average 2018: 2.333

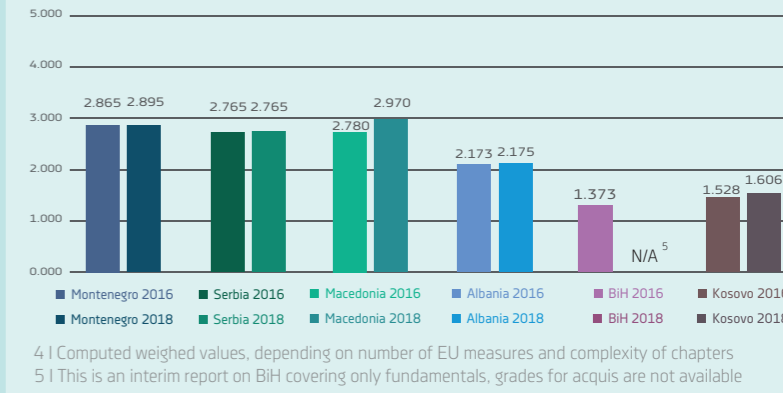


## ACQUIS/EUROPEAN STANDARDS ACROSS WB COUNTRIES

### ACQUIS – PROGRESS<sup>2</sup>



### ACQUIS – PREPAREDNESS<sup>4</sup>



<sup>2</sup> | Computed weighed values, depending on number of EU measures and complexity of chapters  
<sup>3</sup> | This is an interim report on BiH covering only fundamentals, grades for acquis are not available

<sup>4</sup> | Computed weighed values, depending on number of EU measures and complexity of chapters  
<sup>5</sup> | This is an interim report on BiH covering only fundamentals, grades for acquis are not available